



Jostens Renaissance School of Distinction

Preparation, Application, and Reward Details

The Basis by which Schools are Recognized – The Renaissance Formula

The Jostens Renaissance School of Distinction designation was created to celebrate those schools that, in collaboration with the Renaissance community, are making a positive impact on school climate and culture through executing the Renaissance formula:

RESPECT + RECOGNIZE + REWARD + REINFORCE + RELATIONSHIPS = RESULTS

Share how this 6R formula is brought to life on your campus and be recognized as a Renaissance School of Distinction. Schools can be recognized as either Silver, Gold, or Platinum by submitting details on how they execute Renaissance best practices, collaborate with the Renaissance community, and drive measurable results through recognizing, rewarding, and reinforcing the positive behavior and achievement of students and staff.

Because Jostens Renaissance wants to recognize and reward those schools which embody Renaissance philosophies, the School of Distinction program is not a contest nor is it an application waiting to be judged. If a school is able to show they have met the requirements of any one of the three tiers of distinction (explained below), they will be awarded the honor of that level of distinction.

Levels of Distinction and Application Timeline

Schools can apply for and receive School of Distinction recognition annually, based on their Renaissance efforts for that school year. **The deadline for applications for the 2021-2022 school year is May 1, 2022.**

Specific submission criteria are organized into tiers based upon the level of distinction sought by the school. The chart on the following page depicts the criteria required to achieve designation as a Silver, Gold, or Platinum School of Distinction.



	Silver	Gold	Platinum
Defining measurable Renaissance goals	X	X	X
Integrating <i>The Harbor</i> ™ character development video series	X	X	X
Promoting a Commitment to Graduate®	X	X	X
Participating in the Idea Exchange	X	X	X
Sharing Renaissance activities on social media	X	X	X
Recognizing student and staff performance	X	X	X
Reinforcing school values through the look of the school	X	X	X
Tracking success metrics	X	X	X
Surveying stakeholders via The Pulse		X	X
Celebrating with a Renaissance Rally		X	X
Developing partnerships with the community		X	X
Making a difference with service projects			X
Driving awareness of Renaissance activities through media coverage			X
Collaborating with other schools			X

For detailed information on each of these criteria by tier, please see the [Appendix](#) section of this packet. The details within the Appendix will assist you as prepare to begin your application and as you plan out your Renaissance activities for the school year.

PLEASE NOTE: Schools applying for School of Distinction recognition will be asked at the beginning of the submission process to identify which level (tier) of distinction they are seeking – Silver, Gold, or Platinum. As such, it is strongly advised to review the chart above as well as the detailed [Appendix](#) prior to beginning the submission process.

School of Distinction Rewards

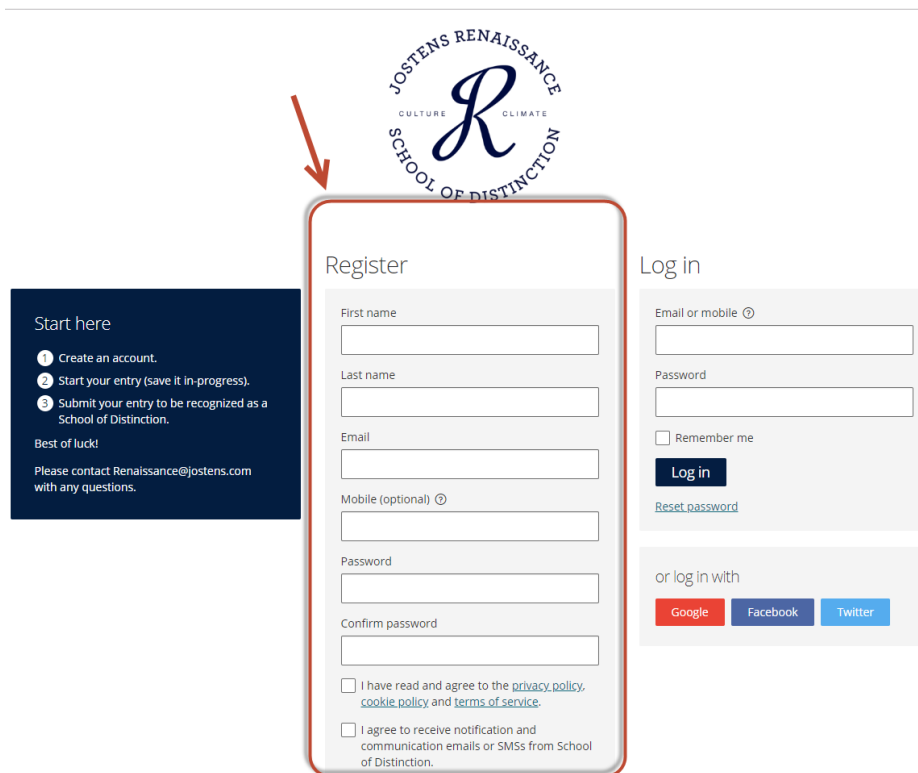
Schools that receive the School of Distinction title will receive the following reward pieces branding them as a School of Distinction for the current year:

Silver Tier	Gold Tier	Platinum Tier
Staffulty Pins Media Release Digital Banner JRGC Recognition Printer Banner Poster	Staffulty Pins Media Release Digital Banner JRGC Recognition Printed Banner Poster	Social Media Spotlight Staffulty Pins Media Release Digital Banner JRGC Recognition Printed Banner Uploma

How To Apply

To begin the application process, please visit our [School of Distinction web page](#). After you have reviewed the criteria for each tier and have pre-determined which tier – Silver, Gold, or Platinum – for which your school will apply, click on the button labeled START APPLICATION.

From here, you will be directed to the application portal. If this is your first time logging in, you will need to register for an account. To do this, simply complete the fields in the Registration column of the screen.



The image shows a web interface for the Jostens Renaissance School of Distinction. At the top center is the school's logo, which features a large 'R' and the text 'JOSTENS RENAISSANCE SCHOOL OF DISTINCTION' with 'CULTURE' and 'CLIMATE' on either side. Below the logo, there are three main sections. On the left is a dark blue sidebar titled 'Start here' with a list of three steps: 1. Create an account, 2. Start your entry (save it in-progress), and 3. Submit your entry to be recognized as a School of Distinction. Below this list is the text 'Best of luck!' and 'Please contact Renaissance@jostens.com with any questions.' In the center is a 'Register' form, which is highlighted with a red border and a red arrow pointing to it from the logo. The 'Register' form contains fields for 'First name', 'Last name', 'Email', 'Mobile (optional)', 'Password', and 'Confirm password'. At the bottom of the form are two checkboxes: 'I have read and agree to the privacy policy, cookie policy and terms of service.' and 'I agree to receive notification and communication emails or SMSs from School of Distinction.' On the right is a 'Log in' form with fields for 'Email or mobile' and 'Password'. Below these fields is a 'Remember me' checkbox and a 'Log in' button. A 'Reset password' link is also present. At the bottom of the 'Log in' section is a section titled 'or log in with' with buttons for 'Google', 'Facebook', and 'Twitter'.

Register

First name
Last name
Email
Mobile (optional) ⓘ
Password
Confirm password

☐ I have read and agree to the [privacy policy](#), [cookie policy](#) and [terms of service](#).

☐ I agree to receive notification and communication emails or SMSs from School of Distinction.

Log in

Email or mobile ⓘ
Password

☐ Remember me

Log in

[Reset password](#)

or log in with

[Google](#) [Facebook](#) [Twitter](#)

Once you have created an account through this registration process, you can now log in using your email and self-selected password.



Upon logging in to the application portal, you may begin your application by clicking on the button labelled START ENTRY:

School of Distinction

My entries

JOSTENS RENAISSANCE
CULTURE CLIMATE
SCHOOL OF DISTINCTION

① Important Award Information ▾

Dates

- Entry deadline: **May 1, 2020** at 11:59 PM, Central Time Zone
- This date is final and there will be no extensions provided. The system will automatically prevent entry submission after the deadline. However, if an event takes place after May 1st, the application will be announced and recognized at the Jostens Renaissance National Conference in July 2020.

Support

If you have any questions on the entry process, please contact the Renaissance team at Renaissance@jostens.com or call 1-800-624-5534.

- You may edit your entry after submitting, up until the entry deadline.
- Please make sure all your personal details are entered accurately, including contact details, as these will be used in the awards presentation.

My entries Active season (2019) ▾ Current ▾

Start entry Copy Delete Download

On the Start Entry screen, click on the drop down arrow under the Category field. In the drop down menu that appears, choose the tier you are applying for – Silver, Gold, or Platinum:

My entries → Start entry

All questions must be answered, unless marked optional.

Details

① Support ^

Category

01 Platinum Tier

02 Gold Tier

03 Silver Tier

Save + next Cancel

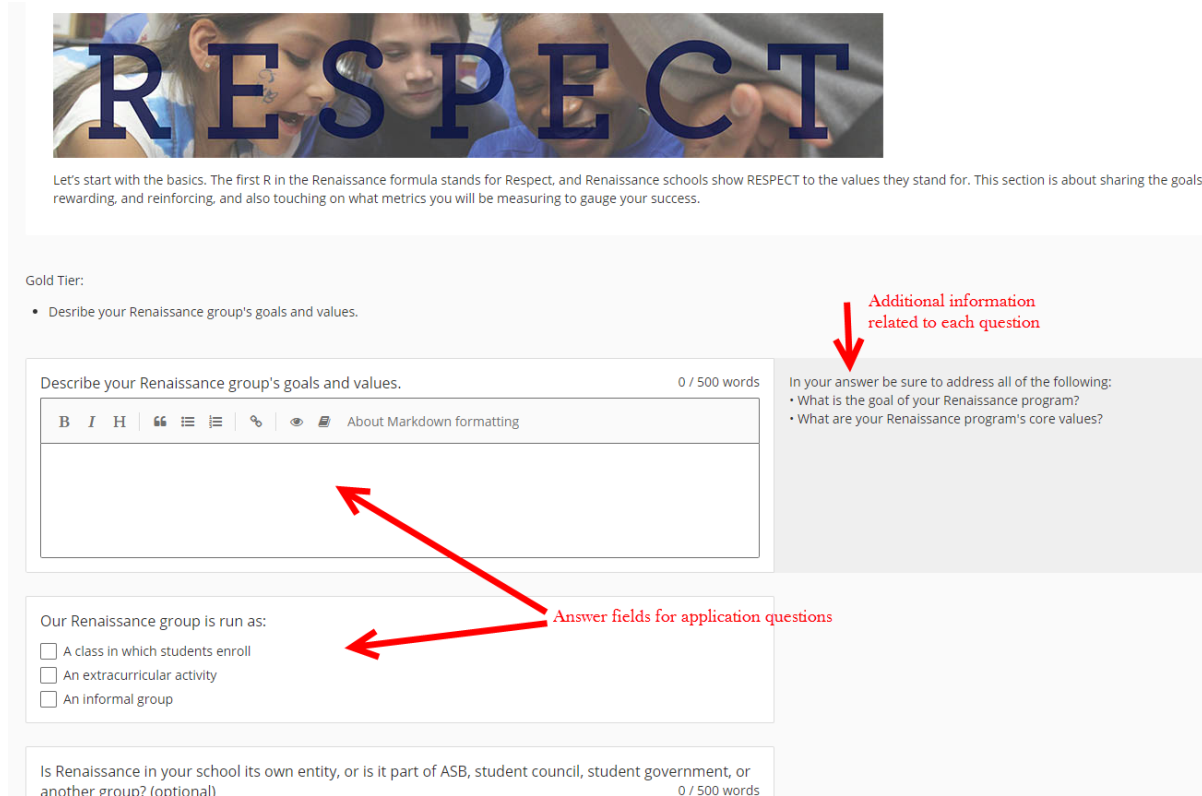


When you select that tier, you will notice that new tabs will auto-populate and appear at the top of the screen. These tabs represent the application pages specific to the tier you selected. Once you create an Entry Name on this same screen, your application pages will then be open and accessible to you. **The Entry Name for your application should be the name of your school.** This is very important for tracking purposes.

A screenshot of a web form titled "My entries → Start entry". Below the title is a note: "All questions must be answered, unless marked optional." There is a row of tabs: "Details" (highlighted in orange), "Your Renaissance Goals", "The Harbor", "Commitment to Graduate Activity", and a partially visible "Id". Below these are more tabs: "Staffulty Recognition", "The Look of Renaissance", "Metrics", "The Pulse", and "Renaissance R". A "Support" link with an information icon and an upward arrow is below the tabs. The "Category" section has a dropdown menu showing "02 Gold Tier". The "Entry name" section has a text input field. A red arrow points from the right towards this input field. Below the arrow is the text: "Enter the name of your school in the *Entry Name* field." At the bottom are two buttons: "Save + next" (dark blue) and "Cancel" (dark grey).

Once you have selected your tier and entered your school's name, click on the button labelled SAVE + NEXT. This opens your application and you are now able to begin entering information within each tab at the top of the screen. Each tab represents criteria for the tier you selected.

Within each tab's screen, type your responses to the questions in the fields provided. If you need additional information, refer to the gray column beside the question.



RESPECT

Let's start with the basics. The first R in the Renaissance formula stands for Respect, and Renaissance schools show RESPECT to the values they stand for. This section is about sharing the goals, rewarding, and reinforcing, and also touching on what metrics you will be measuring to gauge your success.

Gold Tier:

- Describe your Renaissance group's goals and values.

Describe your Renaissance group's goals and values. 0 / 500 words

Additional information related to each question

In your answer be sure to address all of the following:

- What is the goal of your Renaissance program?
- What are your Renaissance program's core values?

Answer fields for application questions

Our Renaissance group is run as:

- ☐ A class in which students enroll
- ☐ An extracurricular activity
- ☐ An informal group

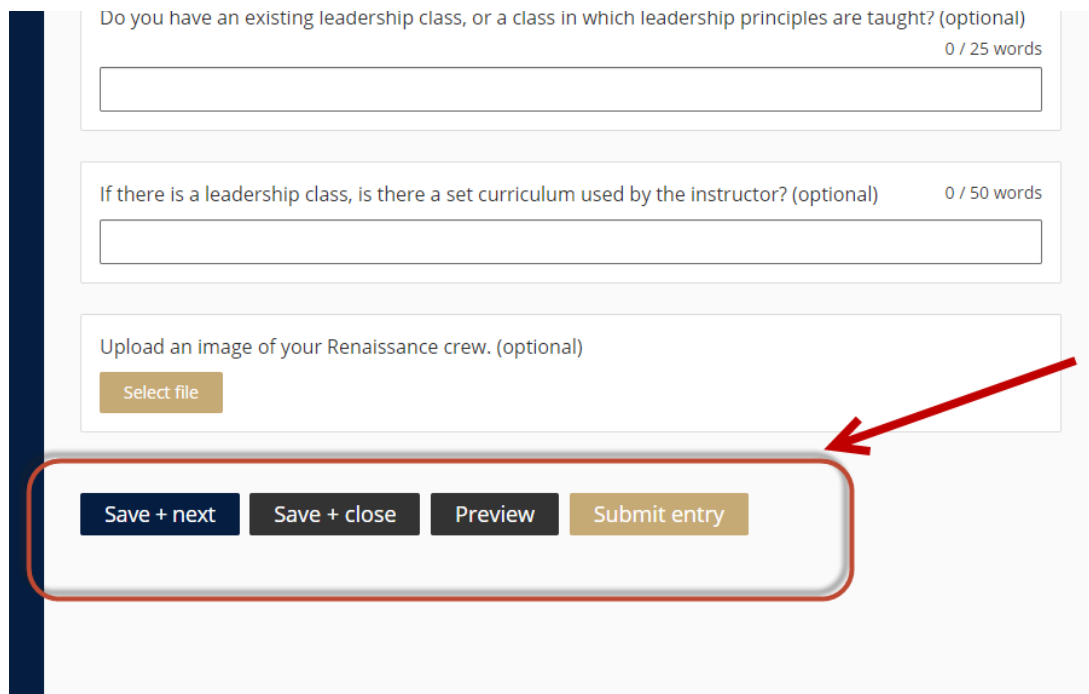
Is Renaissance in your school its own entity, or is it part of ASB, student council, student government, or another group? (optional) 0 / 500 words

You may exit the application without submitting it as complete. This allows you to enter the application multiple times throughout the year to add information or complete individual sections at a time.

It is important to understand the buttons that appear at the bottom of the screen within each tab of the application.

- The **SAVE + NEXT** button saves the content you have entered on this specific tab. When this button is selected, the current page will save and the next tab of the application will pre-load for you on the screen.
- The **SAVE + CLOSE** button saves the content you have entered on this specific tab and then you will be exited from the application screen. This information will still be saved the next time you log back in to your application.

- The PREVIEW button will allow you to review your answer submissions. Selecting PREVIEW does not save the content, it only allows you to view it. It is important to also click on one of the save buttons as well.
- **The SUBMIT ENTRY button submits your entire application.** You will only want to select this button once you have saved all pages within each tab of the application and after you have previewed your application. When the SUBMIT ENTRY button is selected, you have sent your completed application to be reviewed.

A screenshot of a web application form. It features three text input fields with word counts: 'Do you have an existing leadership class, or a class in which leadership principles are taught? (optional)' (0 / 25 words), 'If there is a leadership class, is there a set curriculum used by the instructor? (optional)' (0 / 50 words), and 'Upload an image of your Renaissance crew. (optional)' with a 'Select file' button. At the bottom, a row of four buttons is highlighted with a red rounded rectangle: 'Save + next' (dark blue), 'Save + close' (dark grey), 'Preview' (dark grey), and 'Submit entry' (gold). A red arrow points from the right towards the 'Submit entry' button.

FAQs and Helpful Tips

1. When is the deadline to apply?

For the 2021-2022 School Year, the deadline to submit an application is April 15, 2022.

2. Do I have to complete the application in one sitting?

No. Information on your application can be entered incrementally. You can save your status any time you need to log out without losing your progress. To ensure you do not lose your progress, please make sure you select one of the SAVE buttons before logging out. While the information you enter saves, your application is not submitted until you officially hit SUBMIT ENTRY.



3. Can I edit my application after I have saved a screen?

Yes, you may edit your answers at any time through April 15, 2022.

4. Do I have to start with silver and then progress my way up the levels or can I start with either Gold or Platinum?

You can apply for whichever of the three tiers best describes your Renaissance program for the school year. School of Distinction is an annual recognition so each year you can assess the requirements for each tier as you plan for your school year and decide which tier is most applicable to your school for that school year. It is strongly advised to review the requirements for each tier prior to beginning your application. It is our hope that by reviewing the submission criteria, it will assist you as you plan for your school year.

5. Is this a one-time recognition?

This is an annual recognition program. You can receive School of Distinction recognition any school year you apply for it, assuming you meet the requirements for that tier during the school year. All awards given to those schools designated as a School of Distinction will have the year and level of distinction printed on them. These will make great collections to display for stakeholders to see if received year after year.

6. What if I change my mind about which tier I want to apply for?

We strongly advise that you thoroughly review all criteria for each tier before you begin your application. You will be asked which level of distinction you are seeking – Silver, Gold, or Platinum at the beginning of your application process. Users are able to change the level of distinction they are seeking once they have begun the application; however when you change your tier level, your answers that are specific to the previous tier will be deleted and you will have to answer those questions again. Also, each school year, a new blank application window opens for all schools and the tier you select for that application has no bearing on previous year's submissions.

7. What if my school cannot use The Pulse survey due to district policies?

We understand that some districts have guidelines for survey instruments allowed for use in their schools. If your district policies do not allow you to utilize The Pulse survey, you can denote that within your application and you will be provided a secondary set of questions about how your school provides opportunities for stakeholder voice.

8. How will I know what to prepare for prior to starting an application?

Please review the [Appendix](#) section of this document for details and specific questions you would need to prepare to address during the application process. We are hopeful this will prove helpful not only in preparing for your School of Distinction application, but also for your school year planning.



9. When will I know if my application was received?

You will receive an email confirming that you have submitted your application and that it is now waiting to be reviewed. There will be a link back to your application if you decide to edit any information before the submission deadline of April 15, 2022.

10. When will I know if my application was approved?

You will be notified by email by the end of June 2022.

11. What do schools get if they qualify for School of Distinction recognition?

Just as the criteria for each level of distinction varies, so do the awards received by schools designated as either Silver, Gold, or Platinum Schools of Distinction. Please review the [chart](#) in the rewards section of this document.

Awards will be branded with the level of distinction received and the applicable school year. These will make great collections to display for stakeholders to see if received year after year.

12. If I have questions about School of Distinction, who can I contact?

If you have any questions regarding School of Distinction, please contact the Jostens Renaissance team at Renaissance@jostens.com or call 1-800-624-5534.

13. My school has had pandemic-related restrictions and we were unable to complete all our plans. Are we able to count remote activities?

Yes. Remote projects that meet the goal and criteria of the in-school activity can be counted. Contact Renaissance@jostens.com if you would like to confirm an activity meets the requirement.

14. We will have activities scheduled after the April 15 deadline. May we submit final information after that date?

Yes. Please describe your plans for the activity in your application, then email the additional files and descriptions to Renaissance@jostens.com when you have them.



Appendix

Within this appendix, you will find a listing of the application questions and any required file uploads for each criteria within each tier. This document is meant to assist you in planning your school year's Renaissance activities as well as to provide support as you prepare for the application process itself.

RENAISSANCE GOALS		
Silver Tier	Gold Tier	Platinum Tier
Describe your Renaissance group's goals and values.	Describe your Renaissance group's goals and values.	Describe your Renaissance group's goals and values.
Identify the organization of your Renaissance program (class, club, etc) and the number of people involved.	Identify the organization of your Renaissance program (class, club, etc) and the number of people involved.	Identify the organization of your Renaissance program (class, club, etc) and the number of people involved.
Do you have a special name and/or logo for your Renaissance program?	Do you have a special name and/or logo for your Renaissance program?	Do you have a special name and/or logo for your Renaissance program?
How do your Renaissance leaders represent the diversity within your student body?	How do your Renaissance leaders represent the diversity within your student body?	How do your Renaissance leaders represent the diversity within your student body?
Do you create annual school year themes?	Do you create annual school year themes?	Do you create annual school year themes?
Required File Uploads:	Required File Uploads:	Required File Uploads:
None required.	None required.	None required.

USE OF THE HARBOR CHARACTER EDUCATION VIDEO SERIES		
Silver Tier 10% of student body, 10 times per year	Gold Tier 20% of student body, 10 times per year	Platinum Tier 30% of student body, 10 times per year
Share number for total student enrollment	Share number for total student enrollment	Share number for total student enrollment
Identify which classes <i>The Harbor</i> is shown in and how often.	Identify which classes <i>The Harbor</i> is shown in and how often.	Identify which classes <i>The Harbor</i> is shown in and how often.
Are Critical Thinking Questions utilized? (Schools are not required to use the questions, but we do want to capture whether or not this portion of the resource is being used)	Are Critical Thinking Questions utilized? (Schools are not required to use the questions, but we do want to capture whether or not this portion of the resource is being used)	Are Critical Thinking Questions utilized? (Schools are not required to use the questions, but we do want to capture whether or not this portion of the resource is being used)
Suggest additional topics for future <i>Harbor</i> episodes.	Suggest additional topics for future <i>Harbor</i> episodes.	Suggest additional topics for future <i>Harbor</i> episodes.
Interview one student and one educator and share their statements on how <i>The Harbor</i> has created relevant character education conversations in your school.	Interview one student and one educator and share their statements on how <i>The Harbor</i> has created relevant character education conversations in your school.	Interview one student and one educator and share their statements on how <i>The Harbor</i> has created relevant character education conversations in your school.
Required File Uploads:	Required File Uploads:	Required File Uploads:
None required.	None required.	None required.



COMMITMENT TO GRADUATE		
Silver Tier Coordinate one C2G activity or display	Gold Tier Coordinate two C2G activities or displays	Platinum Tier Coordinate three C2G activities or displays
Share description of your C2G activity or display.	Share description of each of your C2G activities or displays.	Share description of each of your C2G activities or displays.
Required File Uploads:	Required File Uploads:	Required File Uploads:
One photo or video of the C2G activity or display.	One photo or video of each of the C2G activities or displays	One photo or video of each of the C2G activities or displays

IDEA EXCHANGE SUBMISSION		
Silver Tier Submit one idea to the Idea Exchange	Gold Tier Submit one idea to the Idea Exchange	Platinum Tier Submit two ideas to the Idea Exchange
Because the Idea Exchange has its own submission portal, for the School of Distinction application, we ask that you simply share the date of your submission to the Idea Exchange.	Because the Idea Exchange has its own submission portal, for the School of Distinction application, we ask that you simply share the date of your submission to the Idea Exchange.	Because the Idea Exchange has its own submission portal, for the School of Distinction application, we ask that you simply share the dates of each of your submissions to the Idea Exchange.
Required File Uploads:	Required File Uploads:	Required File Uploads:
None required in School of Distinction application, but when submitting an idea to the Idea Exchange portal, a photo related to your idea is required to complete the idea submission.	None required in School of Distinction application, but when submitting an idea to the Idea Exchange portal, a photo related to your idea is required to complete the idea submission.	None required in School of Distinction application, but when submitting an idea to the Idea Exchange portal, a photo related to your idea is required to complete the idea submission.

IMPLEMENT AN IDEA FROM THE IDEA EXCHANGE		
Silver Tier Implement an idea from the Idea Exchange (can alter the original idea to best fit your school environment)	Gold Tier Implement an idea from the Idea Exchange (can alter the original idea to best fit your school environment)	Platinum Tier Implement an idea from the Idea Exchange (can alter the original idea to best fit your school environment)
Share the title from the original Idea Exchange post. List any adaptations you made to the original idea.	Share the title from the original Idea Exchange post. List any adaptations you made to the original idea.	Share the title from the original Idea Exchange posting. List any adaptations you made to the original idea.
Required File Uploads:	Required File Uploads:	Required File Uploads:
Upload photos of the completion of the idea on your campus. One photo is <u>required</u> , but up to two photos can be shared.	Upload photos of the completion of the idea on your campus. One photo is <u>required</u> , but up to two photos can be shared.	Upload photos of the completion of the idea on your campus. One photo is <u>required</u> , but up to two photos can be shared.



SHARING RENAISSANCE ACTIVITIES ON SOCIAL MEDIA		
Silver Tier <u>Participate in the Jostens Renaissance community on social media.</u>	Gold Tier <u>Participate in the Jostens Renaissance community on social media.</u>	Platinum Tier <u>Participate in the Jostens Renaissance community on social media.</u>
Follow Jostens Renaissance on Facebook, Instagram, and Twitter and share the social media handles used to do so.	Follow Jostens Renaissance on Facebook, Instagram, and Twitter and share the social media handles used to do so.	Follow Jostens Renaissance on Facebook, Instagram, and Twitter and share the social media handles used to do so.
Required File Uploads:	Required File Uploads:	Required File Uploads:
None required.	None required.	None required.

STUDENT RECOGNITION		
Silver Tier <u>Intentional system for recognizing students of all demographics and academic abilities.</u>	Gold Tier <u>Intentional system for recognizing students of all demographics and academic abilities.</u>	Platinum Tier <u>Intentional system for recognizing students of all demographics and academic abilities.</u>
Describe when and how students are recognized throughout the year.	Describe when and how students are recognized throughout the year.	Describe when and how students are recognized throughout the year.
Identify recognitions used specifically for academic improvement and demonstration of good character.	Identify recognitions used specifically for academic improvement and demonstration of good character.	Identify recognitions used specifically for academic improvement and demonstration of good character.
Share how recognitions are representative of student body demographics.	Share how recognitions are representative of student body demographics.	Share how recognitions are representative of student body demographics.
		Describe your Renaissance Card system or your leveled Recognition/Reward system used for students on your campus.
Required File Uploads:	Required File Uploads:	Required File Uploads:
One photo of a student recognition moment.	One photo of a student recognition moment.	One photo of a student recognition moment.

STAFFULTY RECOGNITION		
Silver Tier <u>Group recognition 2 times per year, Individual recognition 5 times per year</u>	Gold Tier <u>Group recognition 2 times per year, Individual recognition 8 times per year</u>	Platinum Tier <u>Group recognition 2 times per year, Individual recognition 10 times per year</u>
When, where, and how do you recognize entire staff or small groups of staff members at least twice per year?	When, where, and how do you recognize entire staff or small groups of staff members at least twice per year?	When, where, and how do you recognize entire staff or small groups of staff members at least twice per year?
When, where, and how do you recognize five individual staffulty members per year?	When, where, and how do you recognize eight individual staffulty members per year?	When, where, and how do you recognize ten individual staffulty members per year?
Identify a form of staffulty recognition that occurs in front of students.	Identify a form of staffulty recognition that occurs in front of students.	Identify a form of staffulty recognition that occurs in front of students.
Required File Uploads:	Required File Uploads:	Required File Uploads:
One photo or one video of a staffulty recognition moment.	One photo or one video of a staffulty recognition moment.	One photo or one video of a staffulty recognition moment.



THE LOOK OF YOUR SCHOOL		
Silver Tier Complete a new project that improves the look of your campus - One that is transformational and not temporary.	Gold Tier Complete a new project that improves the look of your campus - One that is transformational and not temporary.	Platinum Tier Complete a new project that improves the look of your campus - One that is transformational and not temporary.
What improvement did you make?	What improvement did you make?	What improvement did you make?
Was student and staffulty voice involved in any way?	Was student and staffulty voice involved in any way?	Was student and staffulty voice involved in any way?
Describe the before and after of the portion of campus you chose to addresss.	Describe the before and after of the portion of campus you chose to addresss.	Describe the before and after of the portion of campus you chose to addresss.
Provide two quotes from students/staffulty related to the improvement.	Provide two quotes from students/staffulty related to the improvement.	Provide two quotes from students/staffulty related to the improvement.
Required File Uploads:	Required File Uploads:	Required File Uploads:
One photo or one video <u>required</u> , but up to two can be shared.	One photo or one video <u>required</u> , but up to two can be shared.	One photo or one video <u>required</u> , but up to two can be shared.

SCHOOL METRICS		
Silver Tier Identify and track three school metrics from a list of options.	Gold Tier Identify and track three school metrics from a list of options.	Platinum Tier Identify and track three school metrics from a list of options.
The intent of this section is to show how Renaissance impacts school results by looking at specific metrics before and after implementation of Renaissance strategies. Given the pandemic and its effects on all schools and students, the focus for metrics for all three Tiers this year is to identify measurable results and start a new baseline, so that improvements may be measured going forward.	The intent of this section is to show how Renaissance impacts school results by looking at specific metrics before and after implementation of Renaissance strategies. Given the pandemic and its effects on all schools and students, the focus for metrics for all three Tiers this year is to identify measurable results and start a new baseline, so that improvements may be measured going forward.	The intent of this section is to show how Renaissance impacts school results by looking at specific metrics before and after implementation of Renaissance strategies. Given the pandemic and its effects on all schools and students, the focus for metrics for all three Tiers this year is to identify measurable results and start a new baseline, so that improvements may be measured going forward.
Required File Uploads:	Required File Uploads:	Required File Uploads:
None required.	None required.	None required.



THE PULSE SURVEY		
Silver Tier Not required	Gold Tier Administer the Pulse Survey	Platinum Tier Administer the Pulse Survey
	Share two noteworthy findings from your survey results and describe one action your school will take to improve the results the next year.	Share two noteworthy findings from your survey results and describe one action your school will take to improve the results the next year.
	If your district policy prohibits outside surveys from being administered, please see the application portal for alternate stakeholder voice criteria.	If your district policy prohibits outside surveys from being administered, please see the application portal for alternate stakeholder voice criteria.
	Required File Uploads:	Required File Uploads:
	None required.	None required.

RENAISSANCE RALLY		
Silver Tier Not required	Gold Tier Hold one Renaissance Rally	Platinum Tier Hold one Renaissance Rally
	Share details of the theme, recognitions, and games implemented during the rally.	Share details of the theme, recognitions, and games implemented during the rally.
	Required File Uploads:	Required File Uploads:
	Three photos/videos of the rally's activities are <u>required</u> , but up to four can be uploaded.	Three photos/videos of the rally's activities are <u>required</u> , but up to four can be uploaded.

COMMUNITY PARTNERSHIPS		
Silver Tier Not required	Gold Tier Forge or continue a partnership with a local business person/entity.	Platinum Tier Forge or continue a partnership with a local business person/entity.
	Share who the partnership is with, how the partnership benefits the community representative, and how the partnership assists your Renaissance program or your school's culture and climate.	Share who the partnership is with, how the partnership benefits the community representative, and how the partnership assists your Renaissance program or your school's culture and climate.
	Required File Uploads:	Required File Uploads:
	None required.	None required.



RENAISSANCE SERVICE PROJECT		
Silver Tier Not required	Gold Tier Not required	Platinum Tier Improve the condition or experience of others outside of the Renaissance group (at school or within the community)
		Describe the project, who it helped, and what need it addressed.
		Share one piece of advice for others interested in implementing a similar project.
		Provide a video interview of students or staffulty involved regarding their experience with the project.
		Required File Uploads:
		One video interview of a participant is required. It is optional to include a second photo or video of the project.

RECOGNITION THROUGH MEDIA COVERAGE		
Silver Tier Not required	Gold Tier Not required	Platinum Tier Positive coverage specific to your Renaissance program by an official community media outlet
		Share the details relating to what type of media coverage you received, the potential audience exposed to this coverage, and what your program was being recognized for.
		Required File Uploads:
		None required. Up to three photos or videos may be included.

COLLABORATION		
Silver Tier Not required	Gold Tier Not required	Platinum Tier Participate in a collaborative activity with another school or member of the Renaissance community
		Share the type of collaboration in which you participated and identify another school or person who was also involved in this activity.
		Required File Uploads:
		One photo or video from the collaboration is required.