



Jostens Renaissance School of Distinction

Preparation, Application, and Reward Details

The Basis by which Schools are Recognized – The Results Formula

The Jostens Renaissance School of Distinction designation was created to celebrate those schools that, in collaboration with the Renaissance community, are making a positive impact on school climate and culture through executing the Jostens Renaissance Results Formula:

RESPECT + RECOGNIZE + REWARD + REINFORCE + RELATIONSHIPS = RESULTS

Share how this 6R formula is brought to life on your campus and be recognized as a Renaissance School of Distinction. Schools can be recognized as either Silver, Gold, or Platinum by submitting details on how they execute Renaissance best practices, collaborate with the Renaissance community, and drive measurable results through recognizing, rewarding, and reinforcing the positive behavior and achievement of students and Staffuly.

Because Jostens Renaissance wants to recognize and reward those schools which embody Renaissance philosophies, the School of Distinction program is not a contest nor is it an application waiting to be judged. If a school is able to show they have met the requirements of any one of the three tiers of distinction (explained below), they will be awarded the honor of that level of distinction.

Levels of Distinction and Application Timeline

Schools can apply for and receive School of Distinction recognition annually, based on their Renaissance efforts for that school year. The deadline for applications for the 2023-2024 school year is April 15, 2024.

Specific submission criteria are organized into tiers based upon the level of distinction sought by the school. The chart on the following page depicts the criteria required to achieve designation as a Silver, Gold, or Platinum School of Distinction.

	Silver	Gold	Platinum
Implementing one activity from the Renaissance Monthly Playbook once a month	X		
Defining measurable Renaissance Goals	X	X	X
Defining and tracking success metrics	X	X	X
Networking on social media and in Renaissance Regions	X	X	X
Participation in the Idea Exchange		X	X
Promoting Commitment to Graduate messages		X	X
Recognizing student and Staffuly performance		X	X
Reinforcing school values through the look of the school		X	X
Using <i>The Harbor™</i> or <i>The Green Room</i> video series to foster relationships		X	X
Driving awareness of Renaissance activities through social media culture challenges		X	X
Identifying strengths and growth opportunities via The Pulse or School Culture Survey		X	X
Celebrating with a Renaissance Rally		X	X
Developing partnerships with the community		X	X
Making a difference with service projects			X
Collaborating with other schools			X
Two Staffuly Advisors			X

For more detailed information on each of these criteria by tier, please see the Tier Criteria document and review the online application. These details will assist you as prepare to begin your application and as you plan your Renaissance activities for the school year.

PLEASE NOTE: Schools applying for School of Distinction recognition will be asked at the beginning of the submission process to identify which level (tier) of distinction they are seeking – Silver, Gold, or Platinum. As such, it is strongly advised to review the chart above as the application tabs prior to beginning the submission process.

School of Distinction Rewards

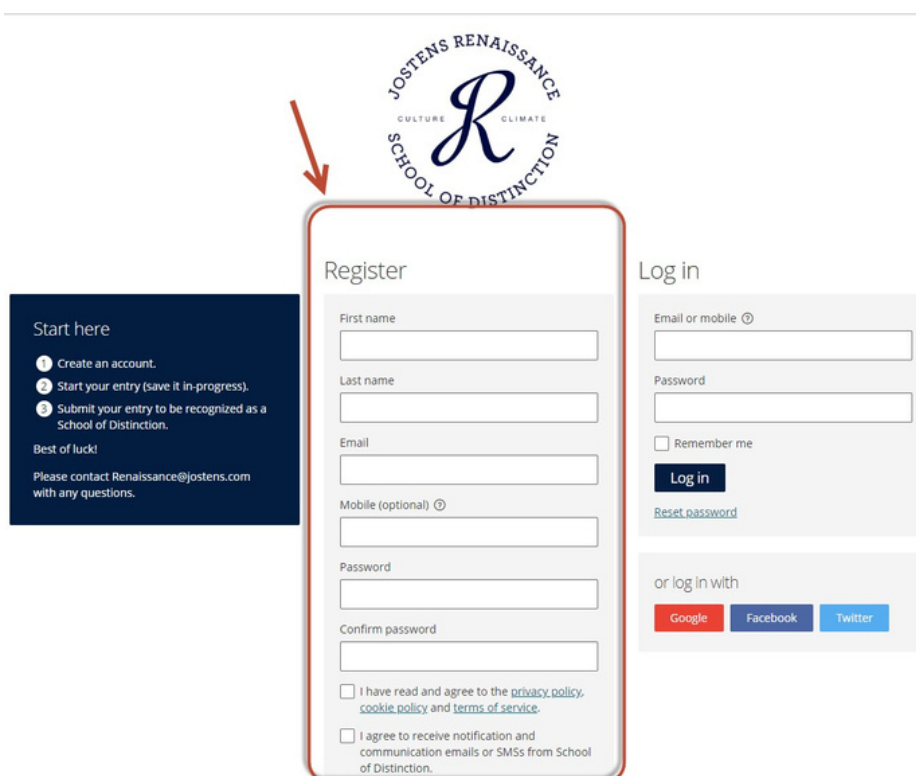
Schools that receive the School of Distinction title will receive the following reward pieces branding them as a School of Distinction for the current year:

Silver Tier	Gold Tier	Platinum Tier
Staffuly Pins Media Release Digital Banner JRGC Recognition Poster	Staffuly Pins Media Release Digital Banner JRGC Recognition Printed Banner Poster	Social Media Spotlight Staffuly Pins Media Release Digital Banner JRGC Recognition Printed Banner Uploma

How To Apply

To begin the application process, please visit our [School of Distinction web page](#). After you have reviewed the criteria for each tier and have pre-determined which tier – Silver, Gold, or Platinum – for which your school will apply, click on the button labeled START APPLICATION.

From here, you will be directed to the application portal. If this is your first time logging in, you will need to register for an account. To do this, simply complete the fields in the Registration column of the screen.



The screenshot shows the application portal interface. At the top center is the Jostens Renaissance School of Distinction logo. On the left is a dark blue sidebar with the text 'Start here' and a list of three steps: 1. Create an account, 2. Start your entry (save it in-progress), and 3. Submit your entry to be recognized as a School of Distinction. Below this is the text 'Best of luck!' and 'Please contact Renaissance@jostens.com with any questions.' The main content area is divided into two columns. The left column is titled 'Register' and contains a form with fields for First name, Last name, Email, Mobile (optional), Password, and Confirm password. Below the form are two checkboxes: 'I have read and agree to the privacy policy, cookie policy and terms of service.' and 'I agree to receive notification and communication emails or SMSs from School of Distinction.' The right column is titled 'Log in' and contains a form with fields for Email or mobile and Password. Below the form is a 'Remember me' checkbox and a 'Log in' button. Below the 'Log in' button is a 'Reset password' link. At the bottom of the 'Log in' section is a section titled 'or log in with' with buttons for Google, Facebook, and Twitter. A red arrow points to the 'Register' form.

Once you have created an account through this registration process, you can now log in using your email and self-selected password.



Upon logging in to the application portal, you may begin your application by clicking on the button labelled START ENTRY:

School of Distinction

My entries

Important Award Information

Dates

- Entry deadline: **May 1, 2020** at 11:59 PM, Central Time Zone
- This date is final and there will be no extensions provided. The system will automatically prevent entry submission after the deadline. However, if an event takes place after May 1st, the application will be announced and recognized at the Jostens Renaissance National Conference in July 2020.

Support

If you have any questions on the entry process, please contact the Renaissance team at Renaissance@jostens.com or call 1-800-624-5534.

You may edit your entry after submitting, up until the entry deadline.

Please make sure all your personal details are entered accurately, including contact details, as these will be used in the awards presentation.

My entries Active season (2019) Current

Start entry Copy Delete Download

On the Start Entry screen, click on the drop down arrow under the Category field. In the drop down menu that appears, choose the tier you are applying for – Silver, Gold, or Platinum:

My entries → Start entry

All questions must be answered, unless marked optional.

Details

Support

Category

- 01 Platinum Tier
- 02 Gold Tier
- 03 Silver Tier

Save + next Cancel

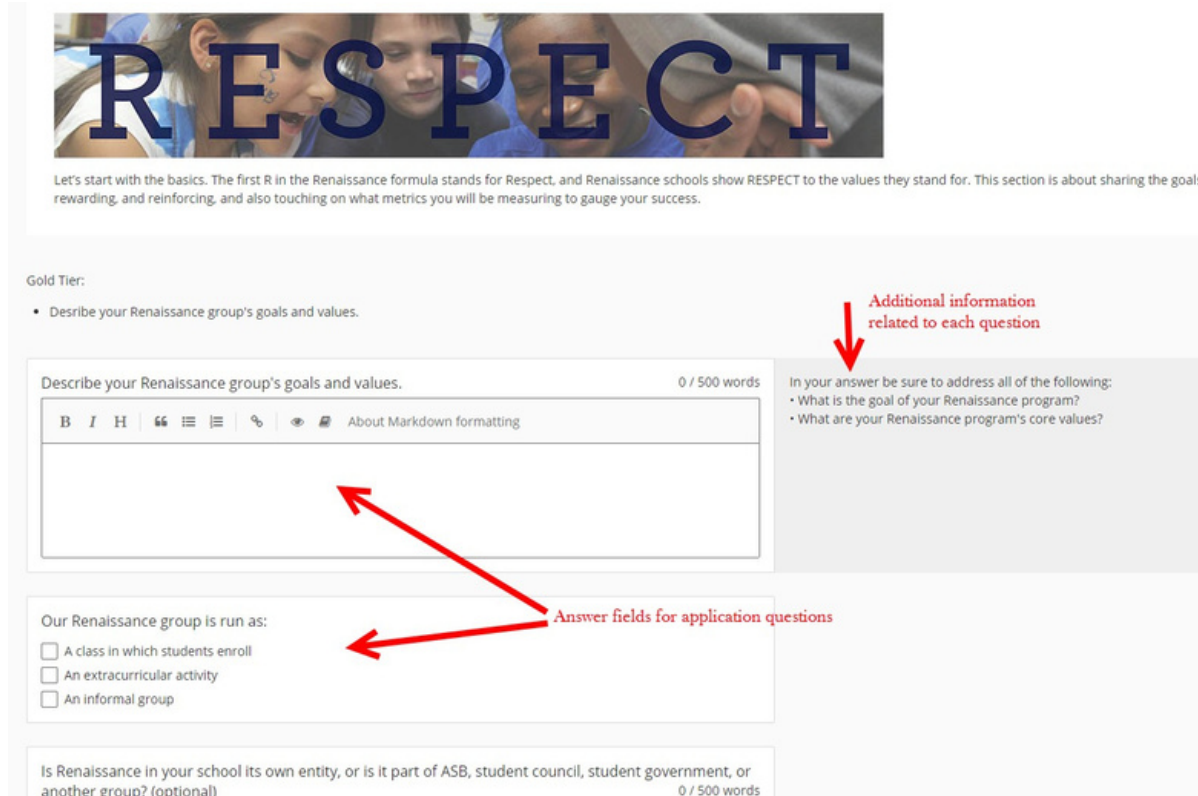


When you select that tier, you will notice that new tabs will auto-populate and appear at the top of the screen. These tabs represent the application pages specific to the tier you selected. Once you create an Entry Name on this same screen, your application pages will then be open and accessible to you. **The Entry Name for your application should be the name of your school.** This is very important for tracking purposes.

A screenshot of a web form titled "My entries → Start entry". Below the title is a note: "All questions must be answered, unless marked optional." There is a row of tabs: "Details" (highlighted in orange), "Your Renaissance Goals", "The Harbor", "Commitment to Graduate Activity", and "ic". Below these are more tabs: "Staffulty Recognition", "The Look of Renaissance", "Metrics", "The Pulse", and "Renaissance R". A "Support" link with an information icon and an upward arrow is also present. The form has two main input fields: "Category" with a dropdown menu showing "02 Gold Tier", and "Entry name" with a text input field. A red arrow points to the "Entry name" field with the text: "Enter the name of your school in the *Entry Name* field." At the bottom are two buttons: "Save + next" (dark blue) and "Cancel" (dark grey).

Once you have selected your tier and entered your school's name, click on the button labelled SAVE +NEXT. This opens your application and you are now able to begin entering information within each tab at the top of the screen. Each tab represents criteria for the tier you selected.

Within each tab's screen, type your responses to the questions in the fields provided. If you need additional information, refer to the gray column beside the question.



The screenshot shows the 'Gold Tier' section of the application. At the top, there is a banner with the word 'RESPECT' in large blue letters over a photo of three students. Below this, a paragraph explains the importance of the 'R' for Respect in the Renaissance formula. The main form area is titled 'Gold Tier:' and contains a bullet point: 'Describe your Renaissance group's goals and values.' Below this is a text input field with a word count of '0 / 500 words' and a rich text editor toolbar. To the right of the input field is a gray sidebar with the heading 'Additional information related to each question' and a list of questions to address. Below the text field is a section titled 'Our Renaissance group is run as:' with three radio button options. At the bottom is another text input field with a word count of '0 / 500 words'. Red arrows point from the sidebar to the text field and from the sidebar to the radio button options.

Let's start with the basics. The first R in the Renaissance formula stands for Respect, and Renaissance schools show RESPECT to the values they stand for. This section is about sharing the goals, rewarding, and reinforcing, and also touching on what metrics you will be measuring to gauge your success.

Gold Tier:

- Describe your Renaissance group's goals and values.

Describe your Renaissance group's goals and values. 0 / 500 words

B I H [icons] About Markdown formatting

In your answer be sure to address all of the following:

- What is the goal of your Renaissance program?
- What are your Renaissance program's core values?

Our Renaissance group is run as:

- ☐ A class in which students enroll
- ☐ An extracurricular activity
- ☐ An informal group

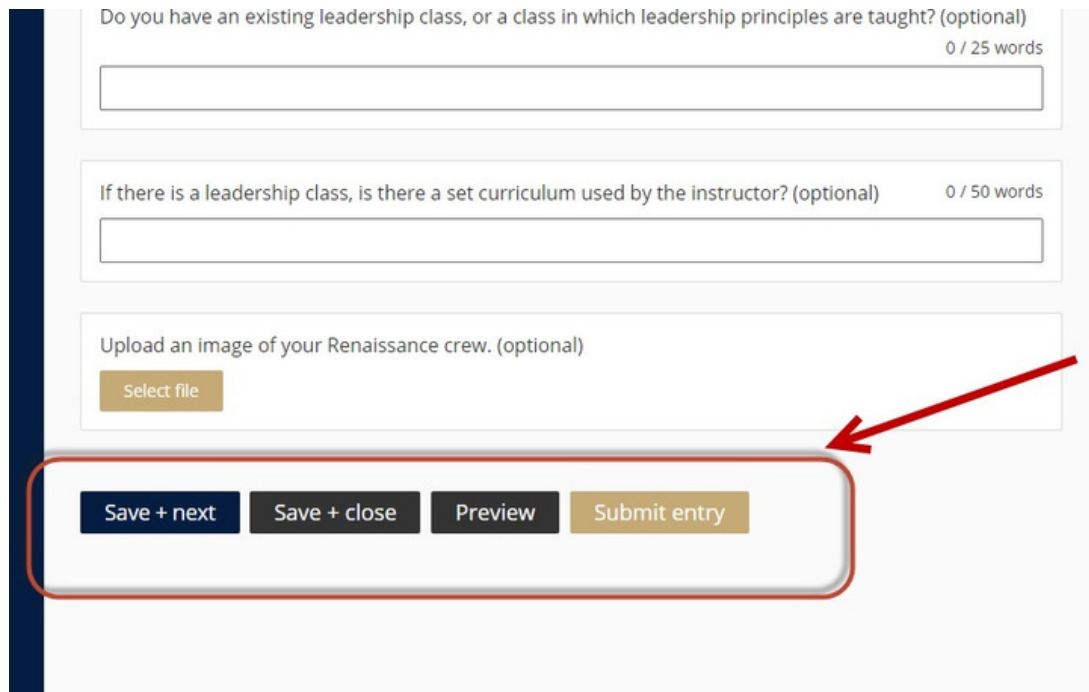
Is Renaissance in your school its own entity, or is it part of ASB, student council, student government, or another group? (optional) 0 / 500 words

You may exit the application without submitting it as complete. This allows you to enter the application multiple times throughout the year to add information or complete individual sections at a time.

It is important to understand the buttons that appear at the bottom of the screen within each tab of the application.

- The SAVE + NEXT button saves the content you have entered on this specific tab. When this button is selected, the current page will save and the next tab of the application will pre-load for you on the screen.
- The SAVE + CLOSE button saves the content you have entered on this specific tab and then you will be exited from the application screen. This information will still be saved the next time you log back in to your application.

- The PREVIEW button will allow you to review your answer submissions. Selecting PREVIEW does not save the content, it only allows you to view it. It is important to also click on one of the save buttons as well.
- The SUBMIT ENTRY button submits your entire application. You will only want to select this button once you have saved all pages within each tab of the application and after you have previewed your application. When the SUBMIT ENTRY button is selected, you have sent your completed application to be reviewed.

A screenshot of a web application form. It contains three text input fields with word counts: 'Do you have an existing leadership class, or a class in which leadership principles are taught? (optional)' (0 / 25 words), 'If there is a leadership class, is there a set curriculum used by the instructor? (optional)' (0 / 50 words), and 'Upload an image of your Renaissance crew. (optional)' with a 'Select file' button. At the bottom, a row of four buttons is highlighted with a red rounded rectangle: 'Save + next' (dark blue), 'Save + close' (dark grey), 'Preview' (dark grey), and 'Submit entry' (yellow). A red arrow points from the right towards the 'Submit entry' button.

FAQs and Helpful Tips

1. When is the deadline to apply?

For the 2023-2024 School Year, the deadline to submit an application is April 15, 2024.

2. Do I have to complete the application in one sitting?

No. Information on your application can be entered incrementally. You can save your status any time you need to log out without losing your progress. To ensure you do not lose your progress, please make sure you select one of the SAVE buttons before logging out. While the information you enter saves, your application is not submitted until you officially hit SUBMIT ENTRY.



3.Can I edit my application after I have saved a screen?

Yes, you may edit your answers at any time through April 15, 2024.

4.Do I have to start with silver and then progress my way up the levels or can I start with either Gold or Platinum?

You can apply for whichever of the three tiers best describes your Renaissance program for the school year. School of Distinction is an annual recognition so each year you can assess the requirements for each tier as you plan for your school year and decide which tier is most applicable to your school for that school year. It is strongly advised to review the requirements for each tier prior to beginning your application. It is our hope that by reviewing the submission criteria, it will assist you as you plan for your school year.

5.Is this a one-time recognition?

This is an annual recognition program. You can receive School of Distinction recognition any school year you apply for it, assuming you meet the requirements for that tier during the school year. All awards given to those schools designated as a School of Distinction will have the year and level of distinction printed on them. These will make great collections to display for stakeholders to see if received year after year.

6.What if I change my mind about which tier I want to apply for?

We strongly advise that you thoroughly review all criteria for each tier before you begin your application. You will be asked which level of distinction you are seeking – Silver, Gold, or Platinum at the beginning of your application process. Users are able to change the level of distinction they are seeking once they have begun the application; however when you change your tier level, your answers that are specific to the previous tier will be deleted and you will have to answer those questions again. Also, each school year, a new blank application window opens for all schools and the tier you select for that application has no bearing on previous year's submissions.

7.What if my school cannot use The Pulse survey due to district policies?

We understand that some districts have guidelines for survey instruments allowed for use in their schools. If your district policies do not allow you to utilize The Pulse survey, you can denote that within your application and you will be provided a secondary set of questions about how your school provides opportunities for stakeholder voice.

8.How will I know what to prepare for prior to starting an application?

Please review the Tier Criteria page and the application tabs for specific questions you would need to prepare to address during the application process. We are hopeful this will prove helpful not only in preparing for your School of Distinction application, but also for your school year planning.



9. When will I know if my application was received?

You will receive an email confirming that you have submitted your application and that it is now waiting to be reviewed. There will be a link back to your application if you decide to edit any information before the submission deadline of April 15, 2024.

10. When will I know if my application was approved?

You will be notified by email by the end of June 2024.

11. What do schools get if they qualify for School of Distinction recognition?

Just as the criteria for each level of distinction varies, so do the awards received by schools designated as either Silver, Gold, or Platinum Schools of Distinction. Please review the [chart](#) in the rewards section of this document.

Awards will be branded with the level of distinction received and the applicable school year. These will make great collections to display for stakeholders to see if received year after year.

12. If I have questions about School of Distinction, who can I contact?

If you have any questions regarding School of Distinction, please contact the Jostens Renaissance team at Renaissance@jostens.com or call 1-800-624-5534.

13. My school has had pandemic-related restrictions and we were unable to complete all our plans. Are we able to count remote activities?

Yes. Remote projects that meet the goal and criteria of the in-school activity can be counted. Contact Renaissance@jostens.com if you would like to confirm an activity meets the requirement.

14. We will have activities scheduled after the April 15 deadline. May we submit final information after that date?

Yes. Please describe your plans for the activity in your application, then email the additional files and descriptions to Renaissance@jostens.com when you have them. The Renaissance team will review applications and contact you if additional information is needed to meet the requirements.